

# **GASCOIGNE LUMBER CO.**

Dedicated to the prosperity of the Independent Lumber Yard  
Our words and our actions are the same

**MAY 4, 2026 – WHOLESALE DISTRIBUTOR**

**QUALITY & SERVICE  
MOULDINGS & MILLWORK  
FINISH LUMBER & DOORS**



**WAREHOUSE:**

2310 36th St.  
Everett, WA 98201

**MAILING ADDRESS:**

P.O. Box 1502  
Everett, WA 98206

**[www.gascoignelumber.com](http://www.gascoignelumber.com)**

**OFFICE HOURS:**

M-F, 7:00 a.m. to 4:00 p.m.

**WILL CALL HOURS:**

M-F, 7:30 a.m. to 3:30 p.m.

Local Line

Toll Free WA/AK/HI

E-mail

Fax Line

206-282-4314

1-800-282-1426

[contact@gascoignelumber.com](mailto:contact@gascoignelumber.com)

206-282-7178

# PRODUCT INDEX

**Douglas Fir Lumber - Mouldings..... 1-3**

**Shiplap - Tongue & Groove - Stepping..... 4-5**

**Hemlock Lumber - Mouldings ..... 6-10**

**Finger-Joint Primed Pine Lumber - Mouldings ..... 11-12**

**MDF Boards..... 12**

**MDF Mouldings ..... 13**

**Mahogany Lumber - Mouldings ..... 14**

**Red Oak Lumber - Mouldings..... 15-16**

**Alder Lumber - Mouldings..... 17**

**Maple Lumber - Mouldings ..... 17**

**Pine Lumber..... 18**

**Poplar Lumber ..... 18**

**Hemlock Jambs ..... 19-20**

**Finger-Joint Primed Jambs..... 21**

**Alder - Fir - Mahogany - Pine Jambs ..... 22**

**Wood Sills - Mull Post - Astragals - Shims..... 23**

**Thresholds - Sills - Door Shoes - Extenders - Weatherstripping ..... 24-25**

**Cedar Lattice..... 26**

**Post Caps - Packaged Paneling ..... 27**

**Soft Corners - Rosettes - Plinth Blocks ..... 28**

**Doors ..... 29-40**

**Miscellaneous Information ..... 41-42**

## Looking for something that isn't in this book?

Different species; custom mouldings & millwork patterns; special jambs and door parts — we can get them, or at least point you in the right direction.

Here are some questions to ask your customer:

- |   |   |
|---|---|
| 1. What are they using the material for?  | 4. What lengths will they use? More flexibility = better availability.                    |
| 2. What appearance/species/grade do they want?                                    | Do they have a cut list?  |
| 3. How much/many do they need? (Use the table on page 5 to convert sq. ft. to LF) | 5. Do they need to match an existing pattern <i>exactly</i> ? "Close enough" saves money. |





May 4, 2026

# DOUGLAS FIR MOULDINGS

STOCKED AS RANDOM-LENGTH. CALL FOR SPECIFIC-LENGTH AVAILABILITY.

*suggested  
retail  
per LF*

	<i>order #</i>	<i>description</i>	<i>lengths</i>	<i>bdl.</i>	
	F-051	9/16 x 3-1/4 Crown (VG)	6'-16'	(6)	
	F-126	1/2 x 3/4 Base Shoe (MG)	6'-16'	(20)	
	F-151	7/16 x 9/16 Bevel Bead (MG)	6'-12'	(20)	
	F-155	3/8 x 7/16 Glass Bead (MG)	6'-12'	(20)	
	F-180	1-1/4 x 2 Brick Mould (MG)	7'	(4)	
	F-180	1-1/4 x 2 Brick Mould (MG)	6'-16'	(4)	
	F-181	1-1/4 x 1-9/16 Brick Mould (MG)	6'-16'	(8)	
	F-188	1-1/16 x 1-5/8 Drip Cap (MG)	6'-16'	(8)	
	F-190	1-5/16 x 2-3/8 Drip Cap (MG)	6'-16'	(4)	
	F-200	1-5/16 x 3 Corner Post (MG) (2 x 4)	6'-16'	(PC)	
	F-265	1/4 x 2-1/4 Batten (VG)	8', 10', 12'	(20)	










(Prices subject to change)

May 4, 2026

# DOUGLAS FIR MOULDINGS

STOCKED AS RANDOM-LENGTH. CALL FOR SPECIFIC-LENGTH AVAILABILITY.

*suggested  
retail  
per LF*

	<i>order #</i>	<i>description</i>	<i>lengths</i>	<i>bdl.</i>	
	F-278	1-1/8 x 1-5/16 OG Back Band (MG)	6'-16'	(6)	
	F-283	1-3/8 x 2-7/16 Cap Mould (MG)	6'-16'	(4)	
	F-356	11/16 x 2-1/4 Colonial Csg (VG)	7'	(8)	
	F-356	11/16 x 2-1/4 Colonial Csg (VG)	6'-16'	(8)	
	F-412	11/16 x 3-1/2 DBN Casing (VG)	7'	(6)	
	F-412	11/16 x 3-1/2 DBN Casing (VG)	6'-16'	(6)	
	F-452	11/16 x 2-1/2 DBN Casing (VG)	7'	(6)	
	F-452	11/16 x 2-1/2 DBN Casing (VG)	6'-16'	(6)	
	F-623	5/8 x 3-1/4 OG Base (VG)	6'-16'	(6)	
	F-732	1/2 x 3-1/2 BN Base (VG)	6'-16'	(6)	
	F-909	1-1/16 x 3-1/4 Stair Nosing (VG)	6'-16'	(PC)	
	F-952	7/16 x 1-1/4 Fillet (MG)	6'-16'	(20)	
	F-1021	7/8 x 5-3/8 French Stool (VG)	6'-16'	(PC)	

*(Prices subject to change)*

May 4, 2026

# TONGUE & GROOVE - SHIPLAP


## C & BETTER (CLEAR)

SAND BEFORE FINISHING

*suggested  
retail*

*size description dimensions face per LF*

### DOUGLAS FIR FLOORING (6'-20')

	1 x 4	C & Btr. VG 3-1/8" Face (OUR STOCK)	3/4 x 3-3/8	3-1/8
	1 x 4	C & Btr. VG 3-1/4" Face (NEW!)	3/4 x 3-7/16	3-1/4
	1 x 4	C & Btr. MG	3/4 x 3-3/8	3-1/8

### DOUGLAS FIR #132 V-JOINT PANELING / FLOORING (6'-20')

	1 x 6	C & Btr. VG	11/16 x 5-3/8	5-1/8
---	-------	-------------	---------------	-------

### DOUGLAS FIR #106 DROP SIDING (6'-20')

	1 x 6	C & Btr. MG	11/16 x 5-5/16	5-1/8
---	-------	-------------	----------------	-------

### DOUGLAS FIR BEADED CEILING / CENTER V GROOVE (6'-20')

	5/8 x 4	C & Btr. MG	9/16 x 3-1/4	3-1/16
---	---------	-------------	--------------	--------

### DOUGLAS FIR BEADED CEILING / V-JOINT PANELING (6'-20')

	5/8 x 6	C & Btr. MG	9/16 x 5-3/16	5
--	---------	-------------	---------------	---

### HEMLOCK BEADED CEILING / V-JOINT PANELING (6'-20')

	5/8 x 4	C & Btr. MG	9/16 x 3-5/16	3-1/8
	5/8 x 6	C & Btr. VG	9/16 x 5-3/8	5-3/16

## KNOTTY

SAND BEFORE FINISHING

### DOUGLAS FIR NICKEL GAP / V-JOINT PANELING (6'-16')

	5/8 x 6	Select Tight Knot	9/16 x 5-1/4	4-15/16
--	---------	-------------------	--------------	---------

NICKELGAP FACE

### ALDER NICKEL GAP / V-JOINT PANELING (6'-16')

	1 x 6	Knotty	3/4 x 5-9/16	5-5/16
--	-------	--------	--------------	--------

### PONDEROSA PINE V-JOINT (WP-4) / BEVEL (WP-6) PANELING (6'-16')

	1 x 6	#2 & Btr. Knotty	11/16 x 5-3/8	5
	1 x 8	#2 & Btr. Knotty	11/16 x 7-1/8	6-3/4

### RUSTIC SHIPLAP (6' - 16')

	1 x 8	Rustic		
--	-------	--------	--	--

## ASK ABOUT SPECIAL DISCOUNTS ON 7' & SHORTER!

Proper install is essential for all T&G! Acclimate 72 hours+, account for expansion/contraction, paint or seal front/sides/cuts/AND BACK!, vent properly, etc. Incorrect install=buckling/warping!





*(Prices subject to change)*

May 4, 2026

# SHIPLAP - TONGUE & GROOVE - STEPPING PRIMED






**WINDSORONE PRIMED FINGER JOINT PINE** (Interior & Exterior Use, 30 year Warranty)

	5/8x4	Beaded Ceiling (16')	9/16 x 3-5/16	3-1/8
	1 x 6	Beaded Ceiling (16')	3/4 x 5-3/8	5-3/32
	1 x 6	Shiplap Smooth Face/Rough Face (16')	3/4 x 5-1/2	4-3/4
	1 x 8	Shiplap Smooth Face/Rough Face (16')	3/4 x 7-1/4	6-1/2

Other WindsorONE profiles also available, call for pricing

**PRIMED FINGER JOINT PINE** (for interior & exterior)

	5/8 x 4	Beaded Ceiling / V-Joint (16')	9/16 x 3-5/16	3-1/8
	1x6	Nickel Gap / V-Joint (16')	5/8 x 5-1/2	4-15/16
	1x8	Nickel Gap / V-Joint (16')	5/8 x 7-1/8	6-3/4

Proper install is essential for all T&G! Acclimate 72 hours+, account for expansion/contraction, paint or seal front/sides/cuts/AND BACK!, vent properly, etc. Incorrect install=buckling/warping!

## STEPPING

### SAND BEFORE FINISHING

size	description	dimensions	face	suggested retail per LF
------	-------------	------------	------	-------------------------

**DOUGLAS FIR STEPPING (6'-20')**

	5/4x12	C & Btr. VG	1 x 11-1/8	
---	--------	-------------	------------	--

**PONDEROSA PINE STEPPING (6'-16')**

5/4x12	#2 & Btr. Knotty	1-5/32 x 11-1/8		
--------	------------------	-----------------	--	--

## SQUARE FOOT TO LINEAL FOOT COVERAGE ESTIMATOR

This estimator helps you determine the lineal footage needed for your paneling, flooring, or ceiling project.

Find the face width below that matches the material you are using. Multiply the "Area Factor" by the square footage you need to cover (length x width x factor). Result is the minimum lineal foot quantity of material you need. Remember to add 10% to this calculation to allow for waste and trim!

FACE WIDTH	AREA FACTOR
3	4
3 1/16	3.92
3 1/8	3.84
3 1/4	3.69
3 1/2	3.43
3 3/4	3.2
4	3
4 1/4	2.82
4 1/2	2.67
4 3/4	2.53
4 15/16	2.43

FACE WIDTH	AREA FACTOR
5	2.4
5 3/32	2.36
5 1/8	2.34
5 3/16	2.31
5 1/4	2.29
5 5/16	2.26
5 1/2	2.18
5 3/4	2.09
6	2
6 1/8	1.96
6 1/4	1.92

FACE WIDTH	AREA FACTOR
6 1/2	1.85
6 3/4	1.78
7	1.71
7 1/8	1.68
7 1/4	1.66
7 1/2	1.6
7 3/4	1.55
8	1.5
8 1/4	1.45

(Prices subject to change)

April 6, 2026

# HEMLOCK

QUALITY S4S FINISH LUMBER

RANDOM LENGTH 6' - 20', CALL FOR SPECIFIED LENGTH AVAILABILITY  
 DETAILED CUT LISTS APPRECIATED - SAND BEFORE FINISHING

## VERTICAL GRAIN - C & BETTER

<i>dimensions</i>	<i>suggested retail per LF</i>
1/2 x 3 .....	
1/2 x 4 (also see H-732 Base).....	
1/2 x 5 .....	
1/2 x 6 (also see H-736 Base).....	
1/2 x 8.....	

1 x 2 .....	
1 x 3 (also see H-452 Casing).....	
1 x 4 (also see H-412 Casing).....	
1 x 5 .....	
1 x 6 .....	
1 x 7 .....	
1 x 8 .....	
1 x 10.....	
1 x 12.....	
5/4 x 4.....	
5/4 x 6.....	
5/4 x 8.....	

## VERTICAL GRAIN - C & BETTER

<i>dimensions</i>	<i>suggested retail per LF</i>
2 x 2 .....	
2 x 4 .....	
2 x 6 .....	
2 x 8 .....	

## MIXED GRAIN - C & BETTER

<i>dimensions</i>	<i>suggested retail per LF</i>
1 x 3 .....	
1 x 4 .....	
1 x 5 .....	
1 x 6 .....	
1 x 8 .....	

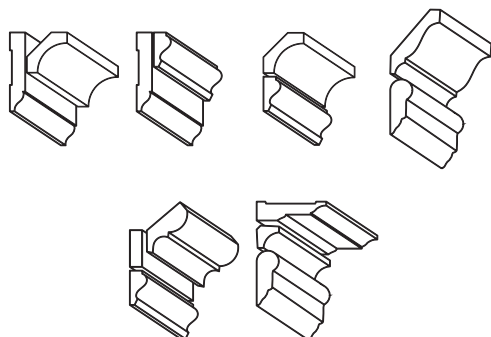
**ASK ABOUT SPECIAL  
 DISCOUNTS ON  
 7' & SHORTER!**

### Hemlock mouldings on the next page...


### Remember that build-ups can help!

Give your customers' project a unique look, make them feel more involved in the design process, replicate old/unusual profiles at a fraction of the cost of a custom run, and sell more mouldings!

#### Examples of Crown Build-ups



#### Examples of Base Moulding Build-ups



May 4, 2026

# HEMLOCK MOULDINGS













	<i>order #</i>	<i>description</i>	<i>lengths</i>	<i>bdl.</i>	<i>suggested retail per LF</i>
	H-042	1-3/16 x 2-1/4 Crown	8', 10', 12'	(8)	
	H-044	9/16 x 1-1/4 Crown	8', 10', 12'	(12)	
	H-046	1/2 x 11/16 Crown	8', 10', 12'	(20)	
	H-049	1/2 x 3-9/16 Crown	8',10',12',14',16'	(8)	
	H-054	1/2 x 2-1/4 Crown	8',10',12',14',16'	(8)	
	H-068	7/16 x 1-5/8 Crown	8', 12'	(12)	
	H-074	9/16 x 1-3/4 Bed Mould	8',10',12',14',16'	(10)	
	H-084	9/16 x 2-1/4 Cove	8', 10', 12'	(8)	
	H-086	9/16 x 1-9/16 Cove	8', 10', 12'	(10)	
	H-100	11/16 x 11/16 Cove	8', 10', 12'	(20)	
	H-101	1/2 x 1/2 Cove	8', 10', 12'	(20)	
	H-105	3/4 x 3/4 Quarter Rd	8', 10', 12'	(20)	
	H-108	1/2 x 1/2 Quarter Rd	8', 10', 12'	(20)	
	H-109	3/8 x 3/8 Quarter Rd	8', 10', 12'	(20)	
	H-110	1/4 x 1/4 Quarter Rd	8', 10', 12'	(20)	
	H-116	3/4 x 1-1/2 Half Round	8', 10', 12'	(12)	
	H-120	1/2 x 1 Half Round	8', 10', 12'	(20)	
	H-122	3/8 x 3/4 Half Round	8', 10', 12'	(20)	
	H-124	1/4 x 1/2 Half Round	8', 10', 12'	(20)	
	H-126	1/2 x 3/4 Base Shoe	8', 10', 12'	(20)	
	H-151	7/16 x 9/16 Bevel Bead	R/L	(20)	
	H-142	1/4 x 3/4 BN Screen Mould	8', 10', 12'	(20)	
	H-173	5/8 x 3/4 Base Cap	8',10',12',14',16'	(20)	
	H-180	1-1/4 x 2 Brick Mould	7',8',10',12',18'	(4)	
	H-181	1-1/4 x 1-9/16 Brick Mould	7',8',10',12'	(8)	

**MORE HEMLOCK MOULDINGS ON NEXT PAGE!**

*(Prices subject to change)*

May 4, 2026

# HEMLOCK MOULDINGS (CONT'D)

	<i>order #</i>	<i>description</i>	<i>lengths</i>	<i>bdl.</i>	<i>suggested retail per LF</i>
	H-182	9/16 x 1-9/16 Panel Mould	8', 10', 12'	(12)	
	H-184	1/2 x 1 Shadow Box	8', 10', 12'	(20)	
	H-204	1-5/16 x 1-5/16 O.S. Corner	8', 10', 12'	(10)	
	H-205	1-1/16 x 1-1/16 O.S. Corner	8', 10', 12'	(20)	
	H-206	3/4 x 3/4 O.S. Corner	8', 10', 12'	(20)	
	H-231	1-5/16 x 1-5/8 Hand Rail	8'-18' Evens	(4)	
	H-232	1-5/8 Full Round	6'-16'	(4)	
	H-233	1-5/16 Full Round	6'-16'	(10)	
	H-234	1 Full Round	8', 10', 12'	(12)	
	H-235	3/4 Full Round	8', 10', 12'	(20)	
	H-238	1-1/16 x 1-1/16 Square	8', 10', 12'	(10)	
	H-239	3/4 x 3/4 Square	8', 10', 12'	(20)	
	H-240	1-1/4 x 2-1/4 Hand Rail (2 x 3)	8'-18' Evens	(4)	
	H-254	1/2 x 3/4 Parting Bead	8', 10', 12'	(20)	
	H-264	1/4 x 2-1/8 Lattice	8', 10', 12'	(20)	
	H-266	1/4 x 1-5/8 Lattice	8', 10', 12'	(20)	
	H-267	1/4 x 1-3/8 Lattice	8', 10', 12'	(20)	
	H-269	1/4 x 1-1/16 Lattice	8', 10', 12'	(20)	
	H-273	5/8 x 1-3/4 Picture Mould	8', 10', 12', 16'	(12)	
	H-280	1-1/8 x 1-1/8 Back Band	8'-16' Evens	(8)	
	H-283	1-3/8 x 2-7/16 Cap Mould	8'-16' Evens	(4)	

MORE HEMLOCK MOULDINGS ON NEXT PAGE!

(Prices subject to change)

May 4, 2026

# HEMLOCK MOULDINGS (CONT'D)
















	<i>order #</i>	<i>description</i>	<i>lengths</i>	<i>bdl.</i>	<i>suggested retail per LF</i>
	H-291	5/8 x 1-3/8 Panel Cap	8', 10', 12'	(12)	
	H-292	9/16 x 1-1/8 Wainscot Cap	8', 10', 12'	(20)	
	H-293	3/4 x 1-15/16 Panel Cap	8', 10', 12'	(6)	
	H-296	9/16 x 2-1/2 Chair Rail	8', 10', 12'	(8)	
	H-297	11/16 x 3 Chair Rail	8', 10', 12'	(6)	
	H-300	9/16 x 1-1/2 Wedge Csg	7', 8', 10', 12'	(12)	
	H-324	9/16 x 2-1/4 Wedge Csg	7', 8', 10', 12'	(8)	
	H-325	9/16 x 1-9/16 S/L Csg	7', 8', 10', 12'	(12)	
	H-327	9/16 x 2-1/4 S/L Csg	7', 8', 10', 12'	(8)	
	H-340	9/16 x 2-1/4 Moulded Csg	7', 8', 10', 12'	(8)	
	H-341	5/8 x 3-1/4 Moulded Csg	8', 10', 12'	(8)	
	H-344	11/16 x 3-1/4 Colonial Csg	8', 10', 12'	(8)	
	H-356	11/16 x 2-1/4 Colonial Csg	7', 8', 10', 12', 14', 16'	(8)	
	H-384	9/16 x 2-1/4 OG Csg	7', 8', 10', 12'	(8)	
	H-393	9/16 x 1-9/16 Beaded Csg	7', 8', 10', 12'	(12)	
	H-395	9/16 x 2-1/2 Beaded Csg	7', 8', 10', 12'	(8)	
	H-396	5/8 x 3-1/4 Beaded Csg	8', 10', 12'	(8)	
	H-412	11/16 x 3-1/2 DBN Csg (VG Solid)	7', 8', 10', 12'	(6)	
	HV-412	11/16 x 3-1/2 DBN Csg (VG Veneer)	7', 8'	(6)	

MORE HEMLOCK MOULDINGS ON NEXT PAGE!

(Prices subject to change)

May 4, 2026

# HEMLOCK MOULDINGS (CONT'D)

	<i>order #</i>	<i>description</i>	<i>lengths</i>	<i>bdl.</i>	<i>suggested retail per LF</i>
	H-442	9/16 x 2-1/4 Beaded Csg	7', 8', 10', 12'	(8)	
	H-452	11/16 x 2-1/2 DBN Csg (VG Solid)	7', 8', 10', 12'	(6)	
	HV-452	11/16 x 2-1/2 DBN Csg (VG Veneer)	7', 8'		
	H-470	1/2 x 1-1/2 DBN Casing	7', 8', 10', 12'	(12)	
	H-473	1/2 x 2-1/4 DBN Casing	7', 8', 10', 12'	(8)	
	H-480	9/16 x 3-1/4 Fluted/Beaded Csg	8'	(8)	
	H-508	11/16 x 2-1/2 Universal Mould	8', 12'	(8)	
	H-612	3/8 x 3-1/4 Colonial Base	8', 12'	(8)	
	H-615	9/16 x 1-9/16 Wedge Base	8', 10', 12'	(12)	
	H-618	9/16 x 5-1/4 OG Base	8', 10', 12', 14', 16'	(6)	
	H-623	7/16 x 3-1/4 OG Base	8', 10', 12', 14', 16'	(8)	
	H-625	7/16 x 2-1/4 OG Base	8', 10', 12', 14', 16'	(8)	
	H-723	7/16 x 3-1/4 S/L Base	8', 10', 12', 14', 16'	(8)	
	H-726	7/16 x 2-1/4 S/L Base	8', 10', 12', 14', 16'	(8)	
	H-732	1/2 x 3-1/2 BN Base (VG)	6'-16'	(6)	
	H-736	1/2 x 5-1/2 BN Base (VG)	6'-16'	(4)	
	H-790	11/16 x 2-1/4 Sanitary Base	8', 10', 12'	(8)	
	H-796	9/16 x 1-1/2 Sanitary Base	8', 10', 12'	(12)	
	H-845	7/16 x 1-7/16 S/L Base	8', 10', 12'	(12)	
	H-863	7/16 x 2-1/4 Bullnose Stop	8', 10', 12'	(8)	
	H-865	7/16 x 1-5/8 Bullnose Stop	8', 10', 12'	(12)	
	H-866	1/2 x 1-3/8 Bullnose Stop	8', 10', 12'	(20)	
	H-869	1/2 x 1-1/16 Bullnose Stop	8', 10', 12'	(20)	
	H-870	1/2 x 7/8 Bullnose Stop	8', 10', 12'	(20)	
	H-906	7/16 x 1-3/8 PG Stop	6'-16'	(20)	
	H-936	7/16 x 1-3/8 OG Stop	7', 8', 10', 12'	(20)	
	H-952	7/16 x 1-1/4 Fillet	8', 10', 12'	(20)	
	H-994*	1-1/2 x 1-1/2 Cant Strip (Pine)	8'+ mill choice	(16)	
	H-995*	3/4 x 3/4 Cant Strip (Pine)	8'+ mill choice	(50)	

*\* sold as bundles only*

May 4, 2026

# FINGER-JOINT PRIMED

## QUALITY BOARDS AND MOULDINGS

### 16' UNLESS OTHERWISE NOTED

#### FINGER-JOINT PINE, PRIMED S4S (GESSO COATED, INTERIOR USE)

<i>dimensions</i>	<i>suggested retail per LF</i>
1/2 x 4	16'
1/2 x 6	16'
1/2 x 8	16'
1 x 2	16'
1 x 3	8', 10', 12', 16'
1 x 4	8', 10', 12', 16'
1 x 5	16'
1 x 6	8', 10', 12', 16'
1 x 7	16'
1 x 8	8', 16'
1 x 10	16'
1 x 12	8', 16'
5/4 x 4	16'
5/4 x 6	16'
5/4 x 8	16'










#### WINDSORONE S4S

(MADE IN USA, INTERIOR & EXTERIOR USE)  
30 YEAR WARRANTY

<i>dimensions</i>	<i>suggested retail per LF</i>
1 x 2	16'
1 x 3	16'
1 x 4	16' & 20' (+10% for 20')
1 x 5	16' & 20' (+10% for 20')
1 x 6	16' & 20' (+10% for 20')
1 x 8	16' & 20' (+10% for 20')
1 x 10	16' & 20' (+10% for 20')
1 x 12	16' & 20' (+10% for 20')
5/4 x 4	16'
5/4 x 6	16'
5/4 x 8	16'
5/4 x 12	16'

**Ask us about WindsorONE mouldings!**












	<i>order #</i>	<i>description</i>	<i>lengths</i>	<i>bdl.</i>	<i>suggested retail per LF</i>
	PF-045	9/16 x 5-1/4 Crown	16'	(4)	
	PF-048	9/16 x 4-1/4 Crown	16'	(4)	
	PF-051	9/16 x 3-1/4 Crown	16'	(4)	
	PF-105	3/4 x 3/4 Quarter Round	16'	(20)	
	PF-126	1/2 x 3/4 Base Shoe	16'	(20)	
	PF-142	1/4 x 3/4 Screen Mould	8'	(20)	
	PF-180	1-1/4 x 2 Brick Mould	14', 16', 18'	(8)	
	PF-240	1-1/4 x 2-1/4 Hand Rail (2 x 3)	18'	(4)	
	PF-278	1-1/8 x 1-5/16 OG Back Band	16'	(8)	

**MORE FJP MOULDINGS ON NEXT PAGE!**

*(Prices subject to change)*

May 4, 2026

# FINGER-JOINT PRIMED MOULDINGS (CONT'D)

	<i>order #</i>	<i>description</i>	<i>lengths</i>	<i>bdl.</i>	<i>suggested retail per LF</i>
	PF-280	1-1/8 x 1-1/8 Bullnose Back Band	16'	(8)	
	PF-283	1-3/8 x 2-7/16 Cap Mould	16'	(4)	
	PF-356	11/16 x 2-1/4 Colonial Csg	14'	(8)	
	PF-412	11/16 x 3-1/2 DBN Csg	17'	(6)	
	PF-452	11/16 x 2-1/2 DBN Csg	16'	(6)	
	PF-473	1/2 x 2-1/4 DBN Casing	16'	(6)	
	PF-618	9/16 x 5-1/4 OG Base	16'	(4)	
	PF-623	7/16 x 3-1/4 OG Base	16'	(6)	
	PF-625	7/16 x 2-1/4 OG Base	16'	(6)	
	PF-952	7/16 x 1-1/4 Fillet	12'	(20)	

*(WindsorONE PFJ mouldings also available. Call for current pricing and lead times.)*

## MDF BOARDS

**16' ULTRALITE MDF PRIMED S4S EXCEPT AS NOTED  
MAY SUB STANDARD MDF IF NEEDED TO FILL**












**(ULTRALITE = GESSO COATED, HIGHER QUALITY & LIGHTER WEIGHT)**

<i>dimensions</i>	<i>suggested retail per LF</i>
1/2 x 4	16' .....
1/2 x 5	16' (Standard MDF) .....
1/2 x 6	16' .....
1/2 x 8	16' (Standard MDF) .....
1 x 2	16' .....
1 x 3	16' .....
1 x 4	8' 12' 16' .....
1 x 5	8' 12' 16' .....
1 x 6	8' 12' 16' .....
1 x 7	16' (Standard MDF) .....
1 x 8	8' 12' 16' .....
1 x 10	16' .....
1 x 12	16' .....
5/4 x 4	16' .....
5/4 x 5	16' (Standard MDF) .....
5/4 x 6	16' .....
5/4 x 8	16' (Standard MDF) .....

*(Prices subject to change)*

May 4, 2026

# MDF MOULDINGS

	<i>order #</i>	<i>description</i>	<i>lengths</i>	<i>bdl.</i>	<i>suggested retail per LF</i>
	P-045	9/16 x 5-1/4 Crown	16'	(4)	
	P-048	9/16 x 4-1/4 Crown	16'	(4)	
	P-051	9/16 x 3-1/4 Crown	16'	(4)	
	P-300	1/2 x 1-1/2 Wedge Casing	16'	(12)	
	P-340	9/16 x 2-1/4 Moulded Casing	16'	(6)	
	P-356	5/8 x 2-1/4 Colonial Casing	7', 16'	(6)	
	P-444	5/8 x 3-1/4 Colonial Casing	16'	(6)	
	P-412	11/16 x 3-1/2 DBN Casing	8', 17'	(6)	
	P-452	11/16 x 2-1/2 DBN Casing	7', 16'	(6)	
	P-473	9/16 x 2-1/4 DBN Casing	16'	(6)	
	P-480	9/16 x 3-1/4 Fluted Casing	8'	(4)	
	P-508	5/8 x 2-1/2 Universal Mould	16'	(6)	
	P-618	1/2 x 5-1/4 OG Base	16'	(4)	
	P-623	1/2 x 3-1/4 OG Base	16'	(6)	
	P-625	1/2 x 2-1/4 OG Base	16'	(6)	
	P-635	9/16 x 5-1/4 Colonial Base	16'	(4)	
	P-755	9/16 x 5-5/8 Beaded Base	16'	(4)	

(Prices subject to change)

May 4, 2026

**CLEAR MAHOGANY**  
**QUALITY S4S FINISH LUMBER AND MOULDINGS**  
**RANDOM LENGTH 6'-20', CALL FOR SPECIFIED LENGTH AVAILABILITY**  
**DETAILED CUT LISTS APPRECIATED - SAND BEFORE FINISHING**

*dimensions* *suggested retail per LF*

- 1/2 x 4.....
- 1/2 x 6.....
- 1 x 2.....
- 1 x 3.....
- 1 x 4.....
- 1 x 5.....
- 1 x 6.....
- 1 x 8.....
- 1 x 10.....
- 1 x 12.....

	<i>order #</i>	<i>description</i>	<i>lengths</i>	<i>bdl.</i>	<i>suggested retail per LF</i>
	M-100	11/16 x 11/16 Cove	8', 12'	(20)	
	M-105	11/16 x 11/16 Quarter Round	8', 12'	(20)	
	M-126	7/16 x 3/4 Base Shoe	8', 10', 12'	(20)	
	M-142	1/4 x 3/4 BN Screen Mould	8'	(25)	
	M-205	1 x 1 O.S. Corner	8'	(10)	
	M-206	11/16 x 11/16 O.S. Corner	8'	(10)	
	M-300	1/2 x 1-9/16 Combo Csg/Base	6'-16'	(20)	
	M-324	1/2 x 2-1/4 Bevel Casing	7', 8', 10', 12'	(10)	
	M-327	5/8 x 2-1/4 S/L Casing	7', 8', 10', 12'	(10)	
	M-727	3/8 x 2-3/4 S/L Base	8', 10', 12'	(10)	
	M-790	5/8 x 2-1/4 Sanitary Base	8', 10', 12'	(10)	
	M-865	3/8 x 1-5/8 Dbl BN Stop	8', 10'	(20)	
	M-866	3/8 x 1-1/4 Dbl BN Stop	8', 10'	(20)	

*(Prices subject to change)*

May 4, 2026

**CLEAR OAK**  
**QUALITY S4S FINISH LUMBER AND MOULDINGS**  
 CALL FOR SPECIFIED LENGTH AVAILABILITY  
 DETAILED CUT LISTS APPRECIATED - SAND BEFORE FINISHING

**CLEAR RED OAK**

6' THRU 16' ADD 10% FOR 16'

<i>dimensions</i>	<i>suggested retail per LF</i>
1/2 x 4 .....	
1/2 x 6 .....	
1 x 2 .....	
1 x 3 .....	
1 x 4 .....	
1 x 5 .....	
1 x 6 .....	
1 x 8 .....	
1 x 10 .....	
1 x 12 .....	
2 x 2 (1-5/16" x 1-5/16") .....	
2 x 4 (1-5/16" x 3-1/2") .....	
2 x 6 (1-5/16" x 5-1/2") .....	
2 x 8 (1-5/16" x 7-1/4") .....	






**CLEAR WHITE OAK**

S4S, 6' THRU 10'

<i>dimensions</i>	<i>suggested retail per LF</i>
1 x 2 .....	
1 x 3 .....	
1 x 4 .....	
1 x 5 .....	
1 x 6 .....	
1 x 8 .....	
1 x 10* .....	

\* 1 x 10 surfaced on 2 sides and 1 edge, w/ 1 edge left rough

**CLEAR RED OAK MOULDINGS**

	<i>order #</i>	<i>description</i>	<i>lengths</i>	<i>bdl.</i>	<i>suggested retail per LF</i>
	O-051	11/16 x 3-1/4 Crown	8', 10', 12'	(6)	
	O-093	3/4 x 3/4 Cove	8'	(20)	
	O-105	3/4 x 3/4 Quarter Round	8'	(20)	
	O-126	7/16 x 3/4 Base Shoe	8', 10', 12'	(20)	
	O-142	5/16 x 3/4 BN Screen Mould	8'	(25)	

**MORE OAK MOULDINGS ON NEXT PAGE!**

*(Prices subject to change)*

May 4, 2026

# CLEAR RED OAK MOULDINGS (CONT'D)

	<i>order #</i>	<i>description</i>	<i>lengths</i>	<i>bdl.</i>	<i>suggested retail per LF</i>
	O-205	1-1/16 x 1-1/16 O.S. Corner	8', 10'	(10)	
	O-206	3/4 x 3/4 O.S. Corner	8', 10'	(20)	
	O-239	3/4 x 3/4 Square	8'	(20)	
	O-293	3/4 x 2 Panel Cap	8', 10', 12'	(10)	
	O-300	9/16 x 1-1/2 Bevel Csg	7', 8', 10', 12'	(12)	
	O-324	1/2 x 2-1/4 Bevel Csg	7', 8', 10', 12'	(10)	
	O-356	1/2 x 2-1/4 Colonial Csg	7', 8', 10', 12'	(10)	
	O-473	7/16 x 2-1/4 Dbl BN Csg	7', 8', 10', 12'	(10)	
	O-626	3/8 x 2-3/4 OG Base	8', 10', 12'	(10)	
	O-724	3/8 x 2-3/4 S/L Base	8', 10', 12'	(10)	
	O-895	3/8 x 1-1/4 Counter Edge	8', 10', 12'	(20)	
	O-896	3/8 x 1-3/4 Counter Edge	8', 10', 12'	(10)	
	O-898	5/8 x 3-1/2 Counter Backsplash	8', 10', 12'	(6)	
	O-936	7/16 x 1-3/8 OG Stop	8'	(20)	

(Prices subject to change)



May 4, 2026

# KNOTTY ALDER

## QUALITY S4S FINISH LUMBER AND MOULDINGS

RANDOM LENGTH 6'-12', CALL FOR LONGER LENGTH AVAILABILITY  
 DETAILED CUT LISTS APPRECIATED - SAND BEFORE FINISHING

<p>(1 FACE EASED EDGE &amp; 1 FACE SQUARE EDGE)</p> <p><i>dimensions</i>                      <i>suggested retail per LF</i></p> <p>1/2 x 4 .....</p> <p>1 x 2 .....</p> <p>1 x 3 (also see A-452).....</p> <p>1 x 4 (also see A-412).....</p> <p>1 x 5 .....</p> <p>1 x 6 .....</p>	<p>(1 FACE EASED EDGE &amp; 1 FACE SQUARE EDGE)</p> <p><i>dimensions</i>                      <i>suggested retail per LF</i></p> <p>1 x 8 .....</p> <p>1 x 10.....</p> <p>1 x 12.....</p> <p>5/4 x 4.....</p> <p>5/4 x 6.....</p>
--	---

	<i>order #</i>	<i>description</i>	<i>lengths</i>	<i>bdl.</i>	<i>suggested retail per LF</i>
	A-412	11/16 x 3-1/2 DBN Casing	7'	(6)	
	A-412	11/16 x 3-1/2 DBN Casing	R/L	(6)	
	A-452	11/16 x 2-1/2 DBN Casing	7'	(6)	
	A-452	11/16 x 2-1/2 DBN Casing	R/L	(6)	
	A-736	1/2 x 5-1/2 BN Base(SE back)	R/L	(6)	





# HARD MAPLE-SELECT EASTERN WHITE

## QUALITY S4S FINISH LUMBER AND MOULDINGS

6' THRU 12'

CALL FOR SPECIFIED LENGTH AVAILABILITY  
 DETAILED CUT LISTS APPRECIATED - SAND BEFORE FINISHING

<i>dimensions</i>	<i>suggested retail per LF</i>
1 x 2 .....	
1 x 3 .....	
1 x 4 .....	
1 x 5 .....	
1 x 6 .....	
1 x 8 .....	
1 x 12 (may be edge-glued).....	

	<i>order #</i>	<i>description</i>	<i>lengths</i>	<i>bdl.</i>	<i>suggested retail per LF</i>
	MA-126	7/16 x 3/4 Base Shoe	8', 10', 12'	(10)	
	MA-142	5/16 x 3/4 BN Screen Mould	8'	(10)	
	MA-896	3/8 x 1-3/4 Counter Edge	8', 10', 12'	(10)	
	MA-898	5/8 x 3-1/2 Backsplash	8', 10', 12'	(6)	

*(Prices subject to change)*



May 4, 2026

# HEMLOCK JAMBS

5% DISCOUNT FOR 10+ PAIR, 10% DISCOUNT FOR 30+ PAIR  
CALL FOR FULL UNIT PRICING



## DOUBLE-RABBETED INTERIOR JAMBS

<i>order #</i>	<i>description</i>	<i>suggested retail per pair</i>
J28	DR 4-9/16 81-5/8" PAIR.....	
J20	DR 4-9/16 COMBO 99" PAIR.....	
J33	DR 4-13/16 COMBO 81-5/8" PAIR.....	
J23	DR 4-13/16 COMBO 87" PAIR.....	
J18	DR 4-13/16 COMBO 99" PAIR.....	
J22	DR 5-1/4 COMBO 87" PAIR.....	
J42	DR 5-1/4 COMBO 99" PAIR.....	
J27	DR 6-9/16 COMBO 81-5/8" PAIR.....	
J24	DR 6-9/16 COMBO 99" PAIR.....	
J11	DR 6-13/16 COMBO 87" PAIR.....	
J25	DR 7-1/4 COMBO 87" PAIR.....	
J37	DR 7-1/4 COMBO 99" PAIR.....	



## VG VENEERED DOUBLE-RABBETED INTERIOR JAMBS

<i>order #</i>	<i>description</i>	<i>suggested retail per pair</i>
J13	VEN DR 4-9/16 81-5/8" PAIR.....	

(Prices subject to change)

May 4, 2026

# HEMLOCK JAMBS

5% DISCOUNT FOR 10+ PAIR, 10% DISCOUNT FOR 30+ PAIR  
CALL FOR FULL UNIT PRICING



## SINGLE-RABBETED EXTERIOR JAMBS WITH KERF

<i>order #</i>	<i>description</i>	<i>suggested retail per pair</i>
J41	SR 4-9/16 KERF 83" PAIR.....	
J7	SR 4-9/16 KERF 87" PAIR.....	
J36	SR 5-1/4 KERF 87" PAIR.....	
J19	SR 6-9/16 KERF 83" PAIR.....	
J31	SR 6-9/16 KERF 87" PAIR.....	
J35	SR 6-9/16 KERF 99" PAIR.....	
J70	SR 6-9/16 KERF 100" PAIR (VENEERED HEMLOCK) .....	
J43	SR 7-1/4 KERF 87" PAIR.....	
J26	SR 7-1/4 KERF 99" PAIR.....	
J40	SR 8-7/8 KERF 99" PAIR.....	



## SINGLE-RABBETED EXTERIOR JAMBS W/OUT KERF

<i>order #</i>	<i>description</i>	<i>suggested retail per pair</i>
J34	SR 7-1/4 NO KERF 99" PAIR .....	

(Prices subject to change)

May 4, 2026

**FINGER-JOINT PRIMED JAMBS**  
**5% DISCOUNT FOR 10+ PAIR, 10% DISCOUNT FOR 30+ PAIR**  
**CALL FOR FULL UNIT PRICING**



**DOUBLE-RABBETED INTERIOR JAMBS**

<i>order #</i>	<i>description</i>	<i>suggested retail per pair</i>
J1	DR 4-9/16 81-5/8" PAIR.....	
J5	DR 4-9/16 97-5/8" PAIR.....	
J32	DR 4-9/16 COMBO 97-5/8" PAIR .....	
J30	DR 4-13/16 COMBO 81-5/8" PAIR.....	
J2	DR 4-13/16 COMBO 85-5/8" PAIR.....	
J29	DR 4-13/16 COMBO 97-5/8" PAIR.....	
J14	DR 5-1/4 COMBO 85-5/8" PAIR.....	
J4	DR 6-9/16 COMBO 81-5/8" PAIR .....	
J8	DR 6-9/16 COMBO 97-5/8" PAIR .....	
J10	DR 7-1/4 COMBO 85-5/8" PAIR.....	
J17	DR 7-1/4 COMBO 97-5/8" PAIR.....	



**SINGLE-RABBETED EXTERIOR JAMBS WITH KERF**

<i>order #</i>	<i>description</i>	<i>suggested retail per pair</i>
J3	SR 4-9/16 KERF 83" PAIR.....	
J12	SR 5-1/4 KERF 87" PAIR .....	
J6	SR 6-9/16 KERF 83" PAIR.....	
J21	SR 6-9/16 KERF 99" PAIR.....	
J9	SR 7-1/4 KERF 83" PAIR.....	
J16	SR 7-1/4 KERF 99" PAIR.....	
J39	SR 8-7/8 KERF 99" PAIR.....	



*(Prices subject to change)*

May 4, 2026



# ALDER - FIR - MAHOGANY - PINE JAMBS & JAMB STOCK

5% DISCOUNT FOR 10+ PAIR, 10% DISCOUNT FOR 30+ PAIR, CALL FOR FULL UNIT PRICING


## KNOTTY ALDER JAMBS

	<i>order #</i>	<i>description</i>	<i>suggested retail per pair</i>
	J15	DR 4-9/16 81-5/8" PAIR.....	
	J71	SR 7-1/4 KERF 99" PAIR.....	


## VG FIR VENEERED JAMBS

	<i>order #</i>	<i>description</i>	<i>suggested retail per pair</i>
	J44	DR 4-9/16 81-5/8" PAIR.....	
	J46	SR 4-9/16 KERF 87" PAIR.....	
	J45	SR 6-9/16 KERF 87" PAIR.....	
	J73	SR 7-1/4 KERF 98" PAIR..... (2" Solid Rip Strip)	


## DOUGLAS FIR JAMB STOCK - 1-13/16 RABBET - (R/L 6'-20')

	<i>size</i>	<i>description</i>	<i>suggested retail per LF</i>
	1-1/4 X 5-1/4	SR JAMB MG .....	
	1-1/4 X 7	SR JAMB MG .....	
	1-1/4 X 9	SR JAMB MG .....	

## MAHOGANY VENEERED JAMBS

	<i>order #</i>	<i>description</i>	<i>suggested retail per pair</i>
	J75	DR 4-9/16 81-5/8" PAIR.....	

## CLEAR PINE JAMBS




	<i>order #</i>	<i>description</i>	<i>suggested retail per pair</i>
	J74	DR 4-9/16 81-5/8" PAIR.....	

(Prices subject to change)











May 4, 2026

# WOOD SILLS - MULL POST ASTRAGALS - SHIMS


## DOUGLAS FIR SILLS - (R/L 6'-20')

<i>size</i>	<i>description</i>	<i>suggested retail per LF</i>
 2 x 8 (net 1-3/8 x 7-1/16)	Bevel Sill MG .....	
 2 x 8 (net 1-3/8 x 7-1/16)	Rabbeted Door Sill MG .....	
 2 x 10 (net 1-3/8 x 8-15/16)	Rabbeted Door Sill MG .....	

## FIR - HEMLOCK - PRIMED ASTRAGALS AND MULL POSTS

<i>size - description</i>	<i>length</i>	<i>suggested retail per each</i>
 2" x 4-3/8 VG Fir E.G. Mull Post	98" .....	
 2" x 4-3/8 VG Hemlock E.G. Mull Post	98" .....	
 2" x 4-3/8 Primed Finger-joint Mull Post	98" .....	
 F-1317 Kerfed 3" Fir Astragal	7' .....	
 F-1317 Kerfed 3" Fir Astragal	8' .....	
 H-1312 Kerfed 3" Hemlock Astragal	7' .....	
 H-1312 Kerfed 3" Hemlock Astragal	8' .....	
 F-1311 1-3/4" T-Offset Fir Astragal	8' .....	
 H-1315 1-3/8" T Hemlock Astragal	7' .....	
 H-1315 1-3/8" T Hemlock Astragal	8' .....	

## CEDAR SHIMS

	<i>suggested retail per carton</i>
 480 Shims per Carton (30 bdl. of 16) .....	
(sold in full cartons only)	

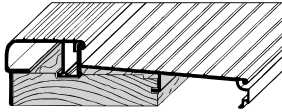
(Prices subject to change)

May 4, 2026

# SILLS & EXTENDERS

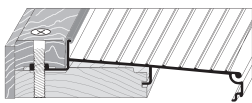
## FULL BOXES 10% DISCOUNT

order #	length	color	#per box	suggested retail per each
---------	--------	-------	----------	------------------------------



### FIXED 5-5/8" HI-DAM INSWING SILL WITH VINYL CAP

D10	74"	Aluminum	5	
D17	74"	Bronze	5	



### ADJUSTABLE 5-5/8" HI-DAM INSWING SILL WITH OAK CAP

D18	74"	Aluminum	5	
D12	74"	Bronze	5	
D40	148"	Bronze	2	



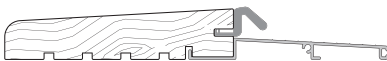
### ADJUSTABLE 7-13/16" HI-DAM INSWING SILL WITH OAK CAP

D20	74"	Aluminum	4	
D13	74"	Bronze	4	



### 5-5/8" OAK OUTSWING SILLS

D14	74"	Aluminum	5	
D16	74"	Bronze	5	



### 7-3/8" OAK OUTSWING SILLS

D19	74"	Aluminum	4	
D15	74"	Bronze	4	



### 2" EXTENDERS FOR 5-5/8" INSWING SILLS

D11	74"	Aluminum	30	
D21	74"	Bronze	30	


(Prices subject to change)

May 4, 2026

# DOOR SHOES, SADDLES & WEATHERSTRIP

## FULL BOXES 10% DISCOUNT

order #	size	color	#per box	suggested retail per each
---------	------	-------	----------	---------------------------

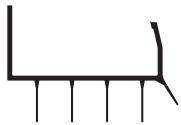


### POLYVINYL DOOR SHOES

D30	31-3/4"	Brown	25	
D24	35-3/4"	Brown	25	



D28	37"	Brown	40	
D32	48"	Brown	40	
D25	37"	White	40	
D33	48"	White	40	



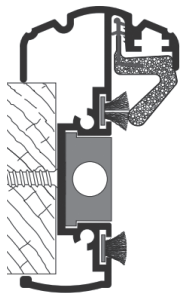
D26	36"	Brown	25	
D31	48"	Brown	25	
D27	36"	White	25	
D29	48"	White	25	



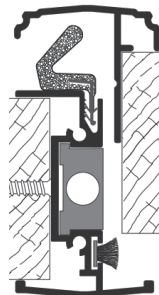
### ALUMINUM THRESHOLD-SILLS, SADDLES (72" LONG)

D23	5"	Aluminum	10	
D42	5"	Bronze	10	
D22	7"	Aluminum	10	
D43	7"	Bronze	10	

### METAL ASTRAGALS

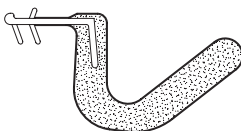


D44 80" Inswing, White



D45 80" Outswing, White

### FOAM WEATHERSTRIP









WB85	85"	Brown	125	
WB96	96"	Brown	125	
WW85	85"	White	125	
WW96	96"	White	125	

(Prices subject to change)





May 4, 2026

# QUALITY CEDAR LATTICE

## 5% DISCOUNT FOR 15+ SHEETS, 10% DISCOUNT FOR 30+ SHEETS

	<i>description</i>	<i>order #</i>	<i>suggested retail per sheet</i>
	DIAGONAL PRIVACY	1-7/8" OPENING (70% SHADE)	Non-rust Stainless Steel Staples
	3/8" x 4 x 8 Clear Face	810.1095.....	
	3/8" x 1 x 8 #1	810.1060.S.....	
	13/16" x 4 x 8 #1 H.D.	810.1140.S.....	
	DIAGONAL GARDEN	2-5/8" OPENING (50% SHADE)	Galvanized Staples
	3/8" x 4 x 8 Select	810.1080.....	
	13/16" x 4 x 8 Mill Run H.D.	810.1135.....	
	SQUARE PRIVACY	1-7/8" OPENING (70% SHADE)	Non-rust Stainless Steel Staples
	3/8" x 4 x 8 #1	810.1114.S.....	
	13/16" x 4 x 8 #1 H.D.	810.1154.S.....	
	MODERNA PANEL SCREEN	3/4" OPENING	Non-rust Stainless Steel Staples
	13/16" x 4 x 8 Clear	810.1209.....	
	ESTATE LATTICE - SQUARE PATTERN (Wide & Narrow Lath)		Non-rust Stainless Steel Staples
	Catalina 13/16" x 3 x 6 #1 Premium	810.3098.....	
	Monterey 13/16" x 3 x 6 #1 Premium	810.3097.....	

### CLEAR CEDAR LATTICE MOULDINGS - 8' LENGTHS ONLY











	<i>description</i>	<i>order #</i>	<i>bdl</i>	<i>suggested retail per each</i>
	1/2" groove	1 x 2 Standard Cap .....	815.1625 .....	(18).....
	1/2" groove	2 x 2 Standard Divider .....	815.1630 .....	(9).....
	7/8" groove	2 x 2 H.D. Cap.....	815.1640 .....	(9).....
	7/8" groove	2 x 2 H.D. Divider .....	815.1645 .....	(9).....

(Prices subject to change)

May 4, 2026

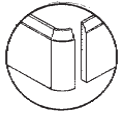
# QUALITY CEDAR POST CAPS

## FULL BOXES 10% DISCOUNT

	<i>description</i>	<i>size</i>	<i>order #</i>	<i>ctn.</i>	<i>suggested retail per each</i>
	Ball Finial - Georgian	4 x 4	870.1381.....	12.....	
	Flat Top	4 x 4	870.1382.....	12.....	
	Pyramid	4 x 4	870.1383.....	12.....	
	Pyramid	6 x 6	870.1641.....	8.....	
	Glass-Black Opaque	4 x 4	870.3084.....	9.....	
	Glass-Cobalt Blue	4 x 4	870.3085.....	9.....	
	Glass-Cobalt Blue	6 x 6	870.3207.....	8.....	
	Glass-Forest Green	4 x 4	870.3086.....	9.....	
	Glass-Amber	4 x 4	870.3087.....	9.....	
	Copper Pyramid	4 x 4	870.1384.....	12.....	
	Copper Pyramid	6 x 6	870.1669.....	8.....	
	Small Copper Pyramid	4 x 4	870.1388.....	12.....	
	Copper Flat Top	4 x 4	870.1387.....	12.....	
	Ball Top	4 x 4	870.1392.....	6.....	
	Cottage Flat Top	4 x 4	870.1391.....	12.....	
	Copper Crown	4 x 4	870.1845.....	24.....	
	Standard-Flat Bottom	4 x 4 (full ctn. only)	870.0000.....	24.....	
	Standard-Flat Bottom	6 x 6 (full ctn. only)	870.0001.....	10.....	

(Prices subject to change)

May 4, 2026




# SOFTLINE WOOD CORNERS

**FULL BOXES 10% DISCOUNT**

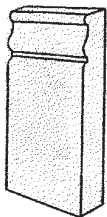


<i>order #</i>	<i>matches</i>	<i>ctn.</i>	<i>suggested retail per each</i>
SCH-356	HEM Colonial Csg. 11/16 x 2-1/4 .....	50.....	
SCM-356	MDF Colonial Csg. 5/8 x 2-1/4 .....	50.....	
SCH-412	HEM Univ. Dbl. BN 23/32 x 3-1/2.....	50.....	
SCO-451	OAK Univ. Dbl. BN 3/4 x 2-3/4 .....	25.....	
SCH-473	HEM Double BN Csg. 1/2 x 2-1/4 .....	50.....	
SCM-618	MDF OG Base 1/2 x 5-1/4.....	50.....	
SCH-618	HEM OG Base 9/16 x 5-1/4 .....	50.....	
SCH-623	HEM OG Base 7/16 x 3-1/4.....	50.....	
SCM-623	MDF OG Base 1/2 x 3-1/4.....	50.....	



# BULLSEYE ROSETTES

<i>order #</i>	<i>description</i>	<i>ctn.</i>	<i>suggested retail per each</i>
SBR-312	3/4 x 3-1/2 Alder (edge glued) .....	100.....	
SBM-312	3/4 x 3-1/2 MDF Primed .....	100.....	
SBM-212	3/4 x 2-1/2 MDF Primed .....	200.....	



# PLINTH BLOCKS

<i>order #</i>	<i>description</i>	<i>ctn.</i>	<i>suggested retail per each</i>
SPB-312	3/4 x 3-1/2 x 6-1/2 Alder (edge glued) .....	50.....	
SPM-312	3/4 x 3-1/2 x 6-1/2 MDF Primed .....	50.....	

(Prices subject to change)







May 4, 2026

**Nelson** MANUFACTURER DIRECT WOOD DOORS  
INTERNATIONAL

# HEMLOCK INTERIOR

## HEMLOCK OPEN RIM - HEMLOCK LOUVERS



<i>order #</i>	<i>measurements</i>	<i>suggested retail per each</i>
<b>HEMLOCK 6 RAISED PANEL (DOUBLE- OR SINGLE-HIPPED)</b>		
<b>DOUBLE-HIP</b>	<b>SINGLE-HIP</b>	
C66-1/6	T66-1/6	1'6" x 1-3/8" x 80"
C66-1/10		1'10" x 1-3/8" x 80"
C66-2/0	T66-2/0	2'0" x 1-3/8" x 80"
C66-2/4	T66-2/4	2'4" x 1-3/8" x 80"
C66-2/6	T66-2/6	2'6" x 1-3/8" x 80"
C66-2/8	T66-2/8	2'8" x 1-3/8" x 80"
C66-2/10		2'10" x 1-3/8" x 80"
C66-3/0	T66-3/0	3'0" x 1-3/8" x 80"
<b>C66 BIFOLDS</b>		
C66B-2/0		2'0" x 1-3/8" x 79"
C66B-2/6		2'6" x 1-3/8" x 79"
C66B-3/0		3'0" x 1-3/8" x 79"



<b>HEMLOCK FULL LOUVERS</b>	
Full Louver-2/0	2'0" x 1-3/8" x 80"
Full Louver-2/4	2'4" x 1-3/8" x 80"
Full Louver-2/6	2'6" x 1-3/8" x 80"
Full Louver-2/8	2'8" x 1-3/8" x 80"
Full Louver-3/0	3'0" x 1-3/8" x 80"



<b>HEMLOCK FULL LOUVERS MATCHING BIFOLDS</b>	
Full Louver-B-2/0	2'0" x 1-3/8" x 79"
Full Louver-B-2/6	2'6" x 1-3/8" x 79"
Full Louver-B-3/0	3'0" x 1-3/8" x 79"

Call to confirm availability. Allow 2 weeks for delivery. Bifolds are boxed, include hardware and pre-installed hinges. Warranty - 1 year for any manufacturing defects: i.e. veneer delam, cracks, splits, glue spots, etc.

May 4, 2026

**Nelson** MANUFACTURER DIRECT WOOD DOORS  
INTERNATIONAL

## HEMLOCK EXTERIOR

### HEMLOCK LOW EMISSION INSULATED GLASS

order #	measurements	suggested retail per each
---------	--------------	---------------------------

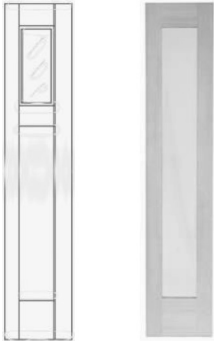
#### 3 CLEAR INS. GLASS LITES 2 FLAT PANEL

X23-28	2'8" x 1-3/4" x 80"	
X23-210	2'10" x 1-3/4" x 80"	
X23-30	3'0" x 1-3/4" x 80"	



#### MATCHING GLASS OVER FLAT PANEL SIDE LITE

X23SDL	14" x 1-3/4" x 80"	
--------	--------------------	--



#### MATCHING 1 FULL GLASS SIDE LITE

X231SDL	14" x 1-3/4" x 80"	
---------	--------------------	--

#### 6 CLEAR BEVELLED INS. GLASS LITES 3 RAISED PANELS

X36-2/8	2'8" x 1-3/4" x 80"	
X36-2/10	2'10" x 1-3/4" x 80"	
X36-3/0	3'0" x 1-3/4" x 80"	



#### MATCHING 2 GLASS OVER 1 RAISED PANEL SIDE LITE

X36SDL	14" x 1-3/4" x 80"	
--------	--------------------	--

Call to confirm availability. Allow 2 weeks for delivery. Bifolds are boxed, include hardware and pre-installed hinges. Warranty - 1 year for any manufacturing defects: i.e. veneer delam, cracks, splits, glue spots, etc.

May 4, 2026


**Nelson** MANUFACTURER DIRECT WOOD DOORS  
 INTERNATIONAL

## HEMLOCK EXTERIOR

### HEMLOCK INSULATED LOW EMISSION GLASS

<i>order #</i>	<i>measurements</i>	<i>suggested retail per each</i>
----------------	---------------------	----------------------------------

#### HEMLOCK CROSSBUCK 9 LITE

EHF803528	2'8" x 1-3/4" x 80"	
EHF803521	2'10" x 1-3/4" x 80"	
EHF803530	3'0" x 1-3/4" x 80"	



#### CLEAR LOW-E INS. GLASS 1-LITE

EHF800224	2'4" x 1-3/4" x 80"	
EHF800226	2'6" x 1-3/4" x 80"	
EHF800228	2'8" x 1-3/4" x 80"	
EHF800221	2'10" x 1-3/4" x 80"	
EHF800230	3'0" x 1-3/4" x 80"	



#### HEMLOCK DENTIL SHELF

XFDSH-10	10"
XFDSH-32	23"
XFDSH-36	27"



Call to confirm availability. Allow 2 weeks for delivery. Bifolds are boxed, include hardware and pre-installed hinges. Warranty - 1 year for any manufacturing defects: i.e. veneer delam, cracks, splits, glue spots, etc.

May 4, 2026

**Nelson** MANUFACTURER DIRECT WOOD DOORS  
INTERNATIONAL

# HEMLOCK EXTERIOR



<i>order #</i>	<i>measurements</i>	<i>suggested retail per each</i>
<b>9-LITE OVER 2 RAISED PANELS, LOW-E GLASS</b>		
EHF894428	2'8" X 1-3/4" X 80"	
EHF894430	3'0" X 1-3/4" X 80"	



<b>3/4-LITE OVER 1 RAISED PANEL, LOW-E GLASS</b>		
EHF850126	2'6" X 1-3/4" X 80"	
EHF850128	2'8" X 1-3/4" X 80"	
EHF850121	2'10" X 1-3/4" X 80"	
EHF850130	3'0" X 1-3/4" X 80"	

Call to confirm availability. Allow 2 weeks for delivery. Bifolds are boxed, include hardware and pre-installed hinges. Warranty - 1 year for any manufacturing defects: i.e. veneer delam, cracks, splits, glue spots, etc.




May 4, 2026

**Nelson** MANUFACTURER DIRECT WOOD DOORS  
INTERNATIONAL

## INTERIOR PRIMED WHITE



<i>order #</i>	<i>measurements</i>	<i>suggested retail per each</i>
<b>IPR760 PRIMED 3 PANEL SHAKER</b>		
IPR76016	1'6" x 1-3/8" x 80"	
IPR76018	1'8" x 1-3/8" x 80"	
IPR76020	2'0" x 1-3/8" x 80"	
IPR76024	2'4" x 1-3/8" x 80"	
IPR76026	2'6" x 1-3/8" x 80"	
IPR76028	2'8" x 1-3/8" x 80"	
IPR76021	2'10" x 1-3/8" x 80"	
IPR76030	3'0" x 1-3/8" x 80"	
<b>IPRB760 PRIMED 3 PANEL BI-FOLDS</b>		
IPRB76020	2'0" x 1-3/8" x 79"	
IPRB76026	2'6" x 1-3/8" x 79"	
IPRB76030	3'0" x 1-3/8" x 79"	



<b>IPR730 PRIMED 3 EQUAL PANEL SHAKER</b>		
IPR73016	1'6" x 1-3/8" x 80"	
IPR73020	2'0" x 1-3/8" x 80"	
IPR73024	2'4" x 1-3/8" x 80"	
IPR73026	2'6" x 1-3/8" x 80"	
IPR73028	2'8" x 1-3/8" x 80"	
IPR73021	2'10" x 1-3/8" x 80"	
IPR73030	3'0" x 1-3/8" x 80"	

Call to confirm availability. Allow 2 weeks for delivery. Bifolds are boxed, include hardware and pre-installed hinges. Warranty - 1 year for any manufacturing defects: i.e. veneer delam, cracks, splits, glue spots, etc.





May 4, 2026

**Nelson** MANUFACTURER DIRECT WOOD DOORS  
INTERNATIONAL

## ALDER EXTERIOR

<i>order #</i>	<i>measurements</i>	<i>suggested retail per each</i>
----------------	---------------------	----------------------------------

**ER8002 ALDER LOW-E GLASS 1-LITE**

ER800226	2'6" X 1-3/4" X 80"
ER800228	2'8" X 1-3/4" X 80"

**6-LITE OVER 2 CRAFTSMAN PANELS**

ER682628	2'8" X 1-3/4" X 80"
ER6826210	2'10" X 1-3/4" X 80"
ER682630	3'0" X 1-3/4" X 80"
ER6826308	3'0" X 1-3/4" X 96"

Call to confirm availability. Allow 2 weeks for delivery. Bifolds are boxed, include hardware and pre-installed hinges. Warranty - 1 year for any manufacturing defects: i.e. veneer delam, cracks, splits, glue spots, etc.

May 4, 2026

# WEST COAST LUMBER STANDARD GRADING RULES #17

## FINISH ALL WEST COAST SPECIES (EXCEPT CEDAR) VG, FG OR MG, KD - 2" AND THINNER - 2" AND WIDER

101. FINISH is customarily shipped kiln dried and surfaced four sides. Grade descriptions are based on a piece 8" wide and 12' long. The number of characteristics in larger or smaller pieces may vary in proportion to the size of the piece. Pieces of FINISH 5" and narrower are graded from the best face and both edges. Pieces 6" and wider are graded from the best face and one edge.

There are two grades of FINISH: "C & BTR" and "D."

Unless otherwise specified, pieces are VG, FG or MG at shipper's option.

101-c. "C & BTR"-VG, FG or MG FINISH.

This grade includes the highest type products produced from the clear portion of the log. FINISH of this grade is recommended and widely used for interior trim and cabinet work with natural, stain or enamel finishes where finest appearance is important.

Characteristics and limiting provisions are:  
Medium stained sapwood. Heart stain firm.  
Short splits in not more than 5% of the pieces.  
Small seasoning checks, well scattered.  
Occasional very light skips on edge or back.  
Light torn or raised grain.

Two small, sound, tight knots or equivalent smaller, or a small pitch streak or four small pitch or bark pockets or equivalent smaller.  
Warp - light in occasional pieces.  
A 3" cutout 3' or more from either end of pieces 12' and longer is permissible in 5% of the shipment if the piece is otherwise of high type.

ALL MATERIAL USED IN EXTERIOR APPLICATIONS MUST BE PAINTED/SEALED ON ALL 4 SIDES AND END CUTS.  
ALL SPECIFIED-LENGTH ORDERS SUBJECT TO AVAILABILITY AND SUBSTITUTION AT THE TIME WE FILL YOUR ORDER.  
ALL SOLID WOOD ITEMS ARE PLANER-FINISHED AND SHOULD BE SANDED BEFORE STAINING OR FINISHING.  
WE CANNOT ACCEPT CLAIMS ON MATERIALS THAT ARE FINISHED WITHOUT SANDING.  
ADVANCED NOTICE APPRECIATED FOR WILL CALLS. SAME-DAY WILL CALLS MAY HAVE TO WAIT FOR PICK-UP.

Estimated Shipping Weight Per 100 Lineal Feet For Finish Lumber

	FIR	HEMLOCK POPLAR	MAHOGANY	OAK MAPLE	PINE ALDER	MDF PFJ
1x2	33	30	27	35	25	30
1x3	50	45	40	55	38	45
1x4	67	60	53	75	50	60
1x5	83	75	67	105	-	75
1x6	100	90	80	120	75	90
1x8	133	120	107	165	100	120
1x10	166	150	133	205	125	150
1x12	200	180	160	250	150	180
1-1/4x4	83	75	67	-	-	75
1-1/4x6	125	113	100	-	-	113
2x2	67	60	53	60		
2x3	100	90	80			
2x4	133	120	107	140		
2x6	200	180	160	230		
2x8	267	240	213	280		
2x10	333	300	266			
2 x 12	400	360	320			

### Discounts and Specified Charges

Material and prices are subject to availability and change without notice.

#### Terms:

- 1% 10th Prox, Net 25th
- Finance Charges: 1-1/2% per month on past due balances
- Discounts Apply to Current Accounts Only
- Handling Fee may be added to orders below \$500
- Specified Length Charge +10%

Please contact sales for special quantity discounts

#### Returns:

- Returns need prior approval
- Returns are subject to a restocking charge
- Special orders-no refunds
- Stock must be clean and in original condition

#### U.P.S. Charge:

\$10/package plus normal U.P.S.charges (or U.S. Mail)

(Prices subject to change)

May 4, 2026

Estimated Shipping Weight Per 1000 Lineal Feet For Wood Mouldings - Hemlock, Pine, Alder, Mahogany, Poplar, and MDF. Add 40% for Oak and Maple.														Conversion Table		
		THICKNESS												Multiply lineal footage times conversion factor to find Board Foot Amount. (example - 1x3: 1000 LIN FT x .25=250 BD FT)		
WIDTH														1x2		5/4x2
	1/4	9/32	5/16	3/8	7/16	1/2	9/16	5/8	11/16	3/4	1-1/8	1-3/8	1x3		5/4x3	
1/4	9															
5/16	12															
3/8	14	16	17	21												
1/2	19	21	23	28	33	37										
5/8	23	26	29	35	41	47	53	59	59							
3/4	28	32	35	42	49	56	63	70	70	84						
7/8	33	37	41	49	57	66	74	82	82	98						
1	37	42	47	56	66	75	83	94	94	112						
1-1/8	42	47	53	63	74	84	95	105	105	126	190					
1-1/4	47	53	59	70	82	94	106	117	117	140	211					
1-3/8	52	58	64	77	90	103	116	129	129	154	232	283				
1-1/2	56	63	70	84	98	112	126	140	140	169	253	309				
1-5/8	61	68	76	91	104	122	137	152	152	183	274	335				
1-3/4	66	74	82	98	117	131	147	164	164	197	295	360				
2				112	131	150	169	187	187	225	337	412				
2-1/8				126	148	169	211	211	211	253	379	463				
2-1/4					164	187	222	234	234	281	421	515				
2-1/2					170	197	231	246	246	295	442	541				
2-5/8					180	206	252	257	257	309	463	566				
2-3/4							274	281	281	337	505	618				
3								304	304	365	548	669				
3-1/4								328	328	393	590	721				
3-1/2								339	339	407	611	750				
3-5/8								351	351	421	632	772				
3-3/4								374	374	477	716	875				
4-1/4								445	445	534	800	978				
4-3/4								515	515	618	927	1356				
5-1/2								538	538	646	969	1420				
5-3/4																

## DELIVERY SCHEDULE

<b>MONDAY</b>	<b>Seattle North to Bellingham, Eastside</b>
<b>TUESDAY</b>	<b>Seattle South to Rochester</b>
<b>WEDNESDAY</b>	<b>Arlington to Bellingham, Whidbey Island</b>
<b>THURSDAY</b>	<b>Seattle North to Marysville, Eastside</b>
<b>FRIDAY</b>	<b>Seattle South to Shelton, Peninsula</b>

**Trucks loaded at 3:00 PM**  
**Orders need to be in by Noon for Following Day Delivery**